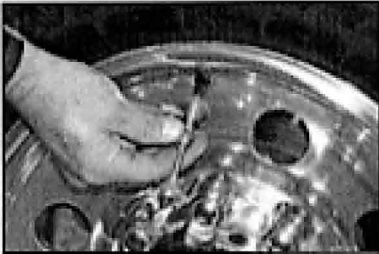


Tyrecheckers™

TYRE PRESSURE INDICATORS
PH: 1300 789 549

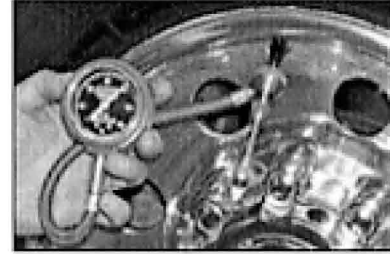
Deflator Tool Instructions.



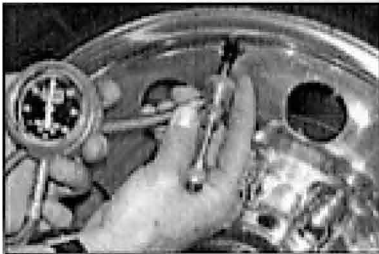
1 Thread valve stem adapter onto valve stem clockwise, all the way down snug.



2 Remove valve stem core. Push in valve core remover and turn counter clockwise.



3 When valve core is all the way out, the air pressure will push the valve core remover out and the gauge will read the tyre pressure.




4 Pull out the slide valve to release air. Push in on slide valve to stop air and check pressure.



5 When desired air pressure is achieved, leave slide valve pushed in and push valve core remover in and turn clockwise to reinstall valve core.



6 Turn valve core until snug.



7 Remove valve stem adapter by turning counter clockwise.